



DESCRIPTION

S67-1575-14: Dual-band L1/L2 passive GPS antenna provides coverage at 1227.6 MHz and 1575.42 MHz with a VSWR of 2.0:1. Spherical radius molded radome provides enhanced protection against rain, ice and lightning strikes. Qualified for high speed military aircraft and dual frequency surveying applications. Qualified per Rockwell Collins specification 013-1922 for use with the MAGR system.

NSN: 5985-01-385-6582

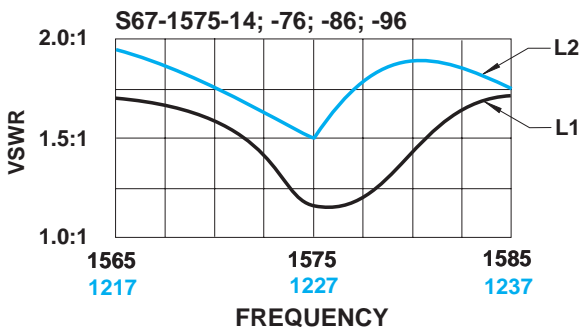
S67-1575-76: Dual-band L1/L2 active GPS antenna provides low-noise coverage at 1227.6 MHz and 1575.42 MHz with a VSWR of 2.0:1. Requires +4 to +24 VDC. The amplifier is integrated under the radome. Additional filtering provides significant out-of-band rejection and reduced possibility of saturation by non-GPS signals. DC bias is provided through the coax connector. Spherical-radius molded radome provides enhanced protection against rain, ice and lightning strikes. Qualified for high-speed military aircraft or dual-frequency surveying applications.

S67-1575-86: Same as (-76) except with a 26.5 dB amplifier.

S67-1575-96: Same as (-76) except with a 40.0 dB amplifier.

FEDERAL & MILITARY SPECS: FAA TSO C129, DO-160, MIL-STD-810, MIL-C-5541, MIL-E-5400.

PERFORMANCE



SPECIFICATIONS

ELECTRICAL	GPS			
	S67-1575-14	S67-1575-76	S67-1575-86	S67-1575-96
Frequency	1565-1585 MHz (L1) 1217-1237 MHz (L2)			
VSWR	2.0:1			
Polarization	RHCP			
Impedance	50 ohms			
Antenna Gain (Typ)	3 dBic @ Zenith			
Gain Coverage (min)	-1.0 dBic 0° ≤ θ ≤ 75° -2.5 dBic 75° < θ ≤ 80° -4.5 dBic 80° < θ ≤ 85° -7.5 dBic θ = 90° @ Horizon			
Gain (Preamp)	13.0 dB	26.5 dB	40.0 dB	
Noise Figure		2.8 dB		
Power Handling	1 watt			
Voltage	+4 to +24 VDC			
Current	50 mA	60 mA	65 mA	
Lightning Protection	DC grounded			

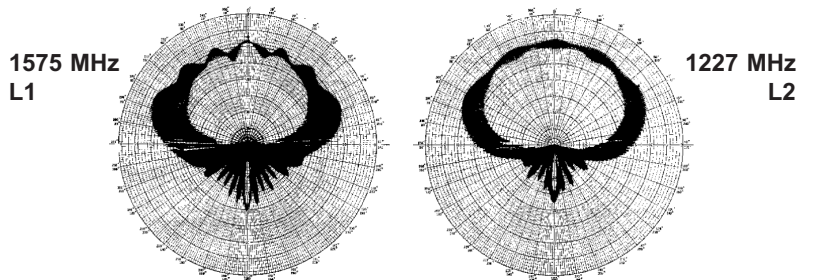
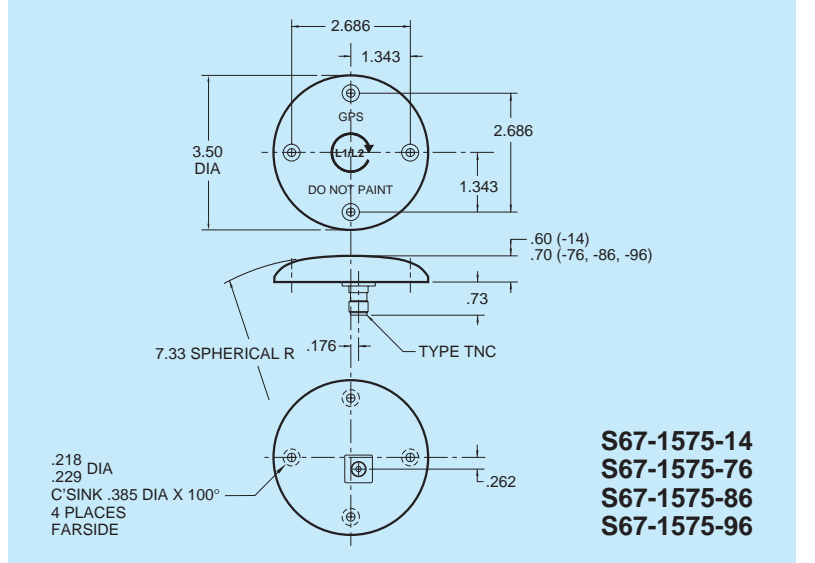
MECHANICAL

Weight	6 oz.	7 oz.		
Height60 in.	.70 in.		
Diameter	3.50 in.			
Material	6061-T6 aluminum / thermoset plastic			
Finish	Skydrol resistant enamel			
Connector	TNC			

ENVIRONMENTAL

Temperature	-80°F to +203°F			
Vibration	10 G's			
Altitude	70,000 ft.			

OUTLINE DRAWING



RADIATION PATTERNS